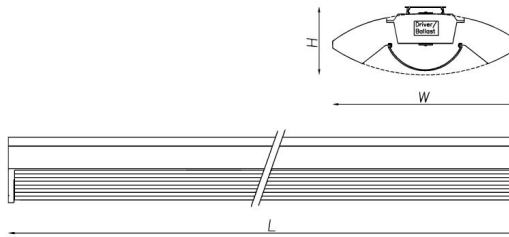


# 8. LED

# LED Linear Parabolic Direct/Indirect

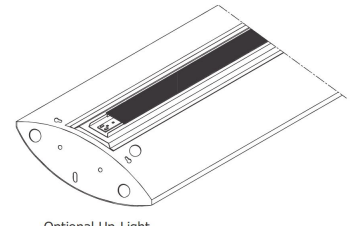
# YYBLED

## DIMENSIONS



L 48" X W 10.8" X H 3.94"

Dimensions are subject to change. For critical applications, verify all dimensions with factory.



Optional Up-Light



Available in 35W LED, 48" lengths. Ideal for classrooms, offices, conference rooms and reception areas. Available as direct/indirect pendant or direct surface mount. Individual or continuous row mounting with cables or stems. Continuous rows achieved with contoured joiners.

Acrylic frosted diffuser.

LENS features snap-in installation for easy lamp replacement.

### HOUSING

The housing is constructed of heavy gauge steel treated with anti rust protection.

### ELECTRICAL

120-277V  
Highest quality LED boards and driver system

### FINISH

Fixture body post painted with white gloss enamel.

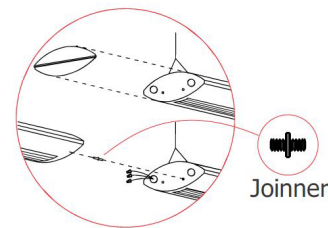
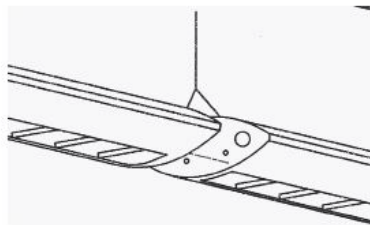
### CERTIFICATION

All units bear UL label. Made in U.S.A. ARRA and BAA compliant.

## ORDERING

MODEL	LENGTH	WATTS	LUMENS	MOUNTING	VOLTAGE
YYBLED-UP	48"	35W	4300	AC – Aircraft Cable (48" Standard)	120 277 UNV
YYBLED-DOWN	48"	35W	4300	ST – Stem (24" Standard)	
YYBLED-UP AND DOWN	48"	70W	8600		

Continuous Row Runs available



### OPTIONS:

- EM - Emergency
- DM - Dimming
- CC - Custom Color



JOB NAME:
FIXTURE TYPE:
MODEL NO: